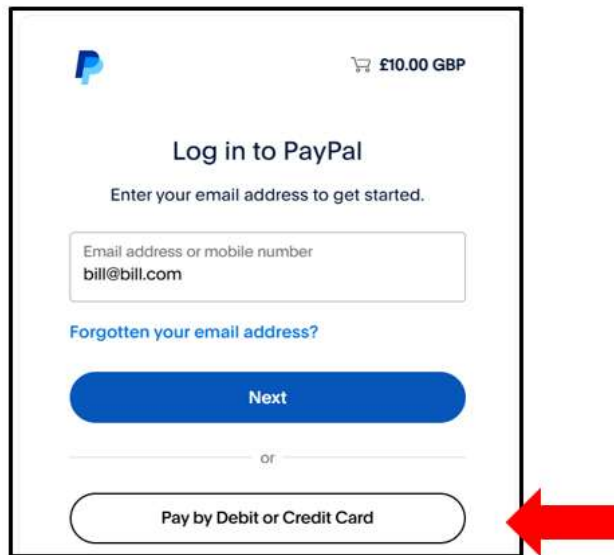


PAYING YOUR MEMBERSHIP RENEWAL BY CREDIT/DEBIT CARD WITHOUT A PAYPAL ACCOUNT

Login to the Members Portal, choose 'Renew your Membership', then follow the instructions until you reach the 'Make Payment' button

1. To pay with a Debit or Credit card, enter your email address and press **Pay by Debit or Credit Card**



£10.00 GBP

Log in to PayPal

Enter your email address to get started.

Email address or mobile number
bill@bill.com

[Forgotten your email address?](#)

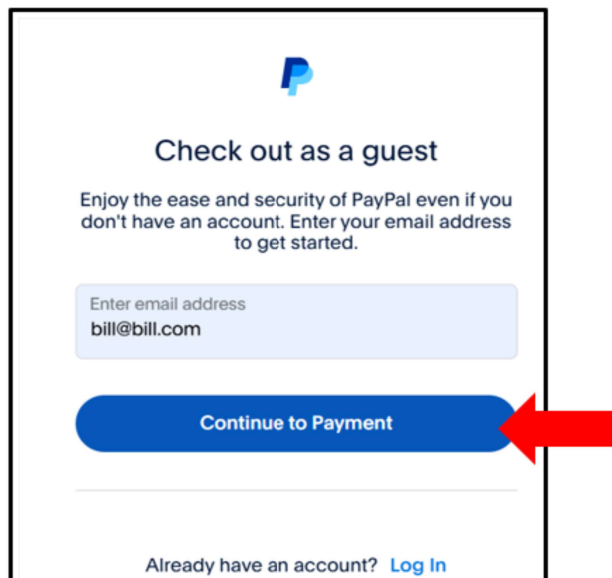
Next

or

Pay by Debit or Credit Card

2. Enter your email address again at the next screen.

Ignore the options to Log in to PayPal and press **Continue to Payment**, followed by **Continue as a guest**



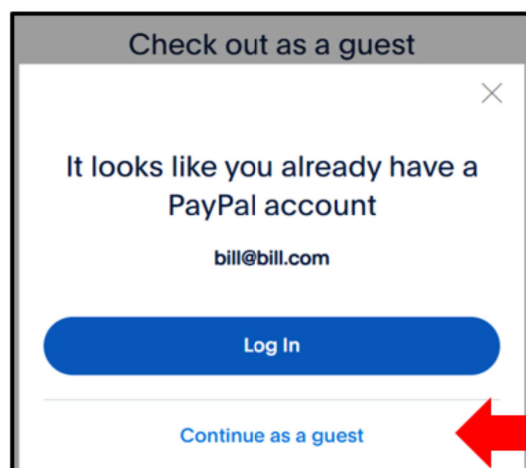
Check out as a guest

Enjoy the ease and security of PayPal even if you don't have an account. Enter your email address to get started.

Enter email address
bill@bill.com

Continue to Payment

Already have an account? [Log In](#)



Check out as a guest

It looks like you already have a PayPal account

bill@bill.com

Log In

Continue as a guest

3. Enter the details of your payment card and your contact details

Pay with debit or credit card

Your financial details won't be shared with the seller.

Country/region
United Kingdom

Email address
bill@bill.com

Phone type
Mobile

Phone number
07701234567

Card number
0789 1234 2244 6677

Expiry date
10 / 26

Security code

Billing address

First name
Bill

Last name
Cooper

4. Press Pay now as guest

Save information & create your PayPal account

You acknowledge the [terms](#) of the service PayPal provides to the seller, and the [Privacy Statement](#). No PayPal account required.

Pay now as guest

Already got a PayPal account? [Log In](#)

[Cancel and return to merchant](#)

5. If you wish to create a PayPal account
Use the 'Save information & create your PayPal account' button on the above screen, but this is not necessary and can be ignored.